



Braukmann

UMV Series Universal Under Sink Thermostatic Mixing Valve

UMV500-LF/U

SUBMITTAL SHEET

Job Name	
Engineer	
Mechanical Contractor	
Contractor's P.O. No.	
Representative	
Notes	

Model(s)				
	Qty.		Notes	
	Qty.		Notes	
	Qty.		Notes	
Approval				
Service				
Tag No.				

APPLICATION

The UMV500-LF/U Series Universal Under Sink Thermostatic Mixing Valve is intended for use in under counter and under sink applications. The UMV500-LF/U Universal Model is designed to be used as a three port design (touchless sink) or a four port design (two handle sink) with the addition of the 4 port adaptor (supplied with UMV500-LF/U).

The UMV500-LF/U is used to prevent accidental scalding. The outlet water temperature must be properly adjusted by the installer using a thermometer to measure the outlet temperature at the faucet. A maximum outlet temperature of 110° F (43° C) is recommended.

SPECIFICATIONS

Model: UMV500-LF/U Under Sink Mixing Valve.

Construction Materials:

Forged lead-free brass body and EPDM seals.
Stainless steel spring.

Working Pressure:

Minimum: 20 psi (138 kPa).
Maximum: 125 psi (861 kPa).
Pressure difference between Hot and Cold inlets shall be less than 20%.

Connections: 3/8 in. (9.5 mm) compression-type fittings on end connections.

Valves: Integral check valves in both Hot and Cold ports.

Flow:

Maximum flow 4.3 Gpm (16.5 l/min) (Cv= 0.36)
Minimum flow: 0.25 Gpm (1.9 l/min)

Cold inlet temperature: 39°F - 80°F (4°C - 27°C)

Hot inlet temperature: 120°F - 180°F (49°C - 82°C)

Valve inlet temperature operating parameters:

The hot inlet temperature must be at least 18°F (10°C) higher than the mixed outlet temperature.
The cold inlet temperature must be at least 18°F (10°C) lower than the mixed outlet temperature.

Mixed Outlet Temperature: 80–120° F (27–49° C).

Approvals:

ASSE 1070 Listed
CSA Certified/Listed
IAPMO/UPC Listed
NSF61/372 Compliant



Dimensions

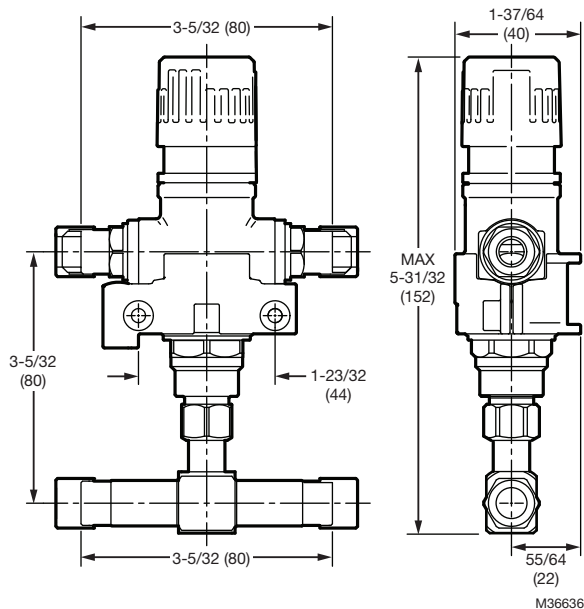


Fig. 1. UMV500-LF/U dimensions in in. (mm).

Flow Capacity

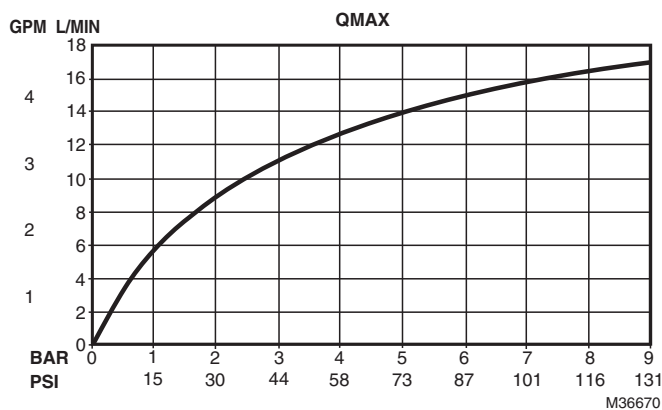


Fig. 2. UMV500-LF/U flow capacity.

FEATURES

- **Universal design allows flexibility in adapting to three port or four port applications.**
- **Shipped with four port adapter.**
- **Shipped with mounting bracket for easy mounting.**
- **Integral check valves in hot and cold inlets.**
- **Lockable hand wheel for tamper resistant temperature setting.**
- **Lead Free (0.25% max. weighted average lead content)**

INSTALLATION AND TEMPERATURE ADJUSTMENT

Flush all piping thoroughly before installation!

The Under Sink Mixing Valve should be installed as indicated in Fig. 3.

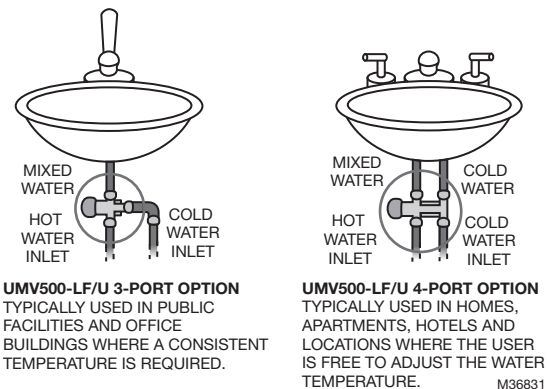


Fig. 3. UMV500-LF/U installation.

1. The valve must be adjusted when installed. Turn on the hot and cold supply, then open the hot faucet served by the valve. Let the water run for several minutes to ensure maximum hot inlet temperature is reached.
2. Remove the cap by pulling it off.
3. Use the cap upside down to adjust the outlet temperature with a thermometer under the faucet. Turn the hand wheel clockwise for cooler temperatures and counterclockwise for warmer temperatures.
4. Replace the cap after adjustment to lock the setting.