



# FIRE-X-TROL®

Fire Protection Expansion Tanks: PT Series ASME

175 PSIG Working Pressure

## Construction

Shell	ASME Approved Steel
Diaphragm	High-Performance Rubber Compound
Liner Material	Polypropylene
System Connection	Stainless Steel
Finish	FPT Red
Air Valve	Schrader Valve w/EPDM Seats
Factory Precharge	25 PSIG (1.7 bar)

## Performance

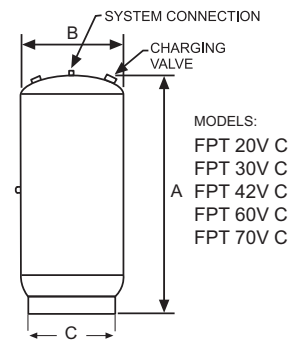
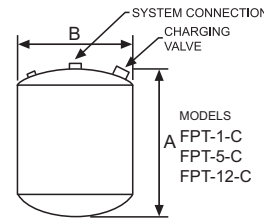
Min./Max. Operating Temperatures	-20°F (-29°C) to 200°F (93°C)
Maximum Working Pressure	175 PSIG (12 bar)
Warranty	1 Year

## Application

- For use in fire protection systems.
- Accommodates the expanded volume of system fluids that result from temperature changes.
- Keeps system pressure below the pressure limitations of system components to prevent damage.
- Can be used with water, glycerin and propolyne glycol systems.
- Designed and constructed per ASME Code Section VIII, Division 1.
- Sight glass and seismic restraints available on Models FPT-20VC through FPT-210VC.

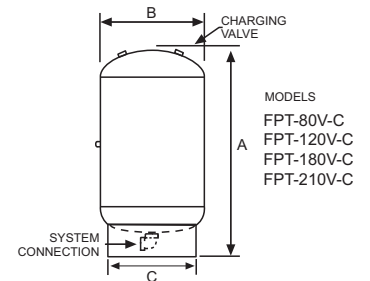
## ASME In-Line Models

Model Number	Tank Volume		A Tank Height		B Tank Diameter		System Conn. (NPTF)	Shipping Weight	
	Gal	Lit	In	mm	In	mm		Lbs	Kg
FPT-1C	1.5	5.7	8 $\frac{3}{4}$	222	8 $\frac{3}{4}$	210	$\frac{3}{4}$	16	7
FPT-5C	2.1	8.0	10 $\frac{3}{8}$	264	10	254	$\frac{3}{4}$	21	10
FPT-12C	6.4	24.0	15 $\frac{5}{8}$	397	12	305	$\frac{3}{4}$	36	15



## ASME Stand Models

Model Number	Tank Volume		A Tank Height		B Tank Diameter		C Stand Diameter		System Conn. (NPTF)	Shipping Weight	
	Gal	Lit	In	mm	In	mm	In	mm		Lbs	Kg
FPT-20VC	8.0	30	19 $\frac{1}{2}$	495	12	305	10 $\frac{3}{4}$	273	$\frac{3}{4}$	52	24
FPT-30VC	14.0	53	19 $\frac{1}{8}$	486	16 $\frac{1}{4}$	419	12 $\frac{3}{4}$	324	$\frac{3}{4}$	97	44
FPT-42VC	17.5	66	24 $\frac{1}{4}$	616	16 $\frac{1}{4}$	419	12 $\frac{3}{4}$	324	$\frac{3}{4}$	116	53
FPT-60VC	25.0	95	33	838	16 $\frac{1}{4}$	419	12 $\frac{3}{4}$	324	$\frac{3}{4}$	154	70
FPT-70VC	34.0	129	41 $\frac{1}{2}$	1054	16 $\frac{1}{4}$	419	12 $\frac{3}{4}$	324	$\frac{3}{4}$	197	90
FPT-80VC	53.0	200	35 $\frac{3}{4}$	908	24	610	16	406	1 $\frac{1}{4}$	251	114
FPT-120VC	66.0	250	43 $\frac{3}{4}$	1111	24	610	16	406	1 $\frac{1}{4}$	281	128
FPT-180VC	77.0	292	48 $\frac{3}{4}$	1235	24	610	16	406	1 $\frac{1}{4}$	353	160
FPT-210VC	90.0	341	55 $\frac{1}{2}$	1410	24	610	16	406	1 $\frac{1}{4}$	382	173



All dimensions and weights are approximate.

Job Name _____	Notes _____
Engineer _____	_____
Contractor _____	_____
P.O. No. _____	_____
Sales Rep. _____	_____
Model No. _____	_____





# FIRE-X-TROL®

Fire Protection Expansion Tanks: PT Series Non-ASME

175 PSIG Working Pressure

## Construction

Shell	ASME Approved Steel
Diaphragm	High-Performance Rubber Compound
Liner Material	Polypropylene
System Connection	Stainless Steel
Finish	FPT Red
Air Valve	Schrader Valve w/EPDM Seats
Factory Precharge	25 PSIG (1.7 bar)

## Application

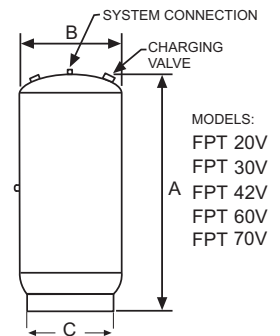
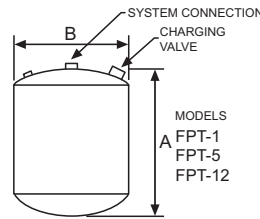
- For use in fire protection systems.
- Accommodates the expanded volume of system fluids that result from temperature changes.
- Keeps system pressure below the pressure limitations of system components to prevent damage.
- Can be used with water, glycerin and propylene glycol systems.
- Sight glass and seismic restraints available on Models FPT-20VC through FPT-210VC.

## Performance

Min./Max. Operating Temperatures	-20°F (-29°C) to 200°F (93°C)
Maximum Working Pressure	175 PSIG (12 bar)
Warranty	1 Year

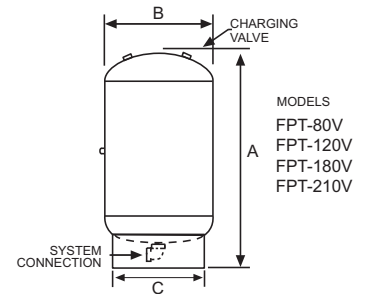
## In-Line Models

Model Number	Tank Volume		A Tank Height		B Tank Diameter		System Conn. (NPTF)	Shipping Weight	
	Gal	Lit	In	mm	In	mm		Lbs	Kg
FPT-1	1.5	5.7	8¾	222	8¾	210	¾	16	7
FPT-5	2.1	8.0	10¾	264	10	254	¾	21	10
FPT-12	6.4	24.0	15¾	397	12	305	¾	36	15



## Stand Models

Model Number	Tank Volume		A Tank Height		B Tank Diameter		C Stand Diameter		System Conn. (NPTF)	Shipping Weight	
	Gal	Lit	In	mm	In	mm	In	mm		Lbs	Kg
FPT-20V	8.0	30	19½	495	12	305	10¾	273	¾	52	24
FPT-30V	14.0	53	19¾	486	16¼	419	12¾	324	¾	97	44
FPT-42V	17.5	66	24¼	616	16¼	419	12¾	324	¾	116	53
FPT-60V	25.0	95	33	838	16¼	419	12¾	324	¾	154	70
FPT-70V	34.0	129	41½	1054	16¼	419	12¾	324	¾	197	90
FPT-80V	53.0	200	35¾	908	24	610	16	406	1¼	251	114
FPT-120V	66.0	250	43¾	1111	24	610	16	406	1¼	281	128
FPT-180V	77.0	292	48¾	1235	24	610	16	406	1¼	353	160
FPT-210V	90.0	341	55½	1410	24	610	16	406	1¼	382	173



All dimensions and weights are approximate.

Job Name _____	Notes _____
Engineer _____	_____
Contractor _____	_____
P.O. No. _____	_____
Sales Rep. _____	_____
Model No. _____	_____

